

MAUS

KPI Scorecard Manager

Create an instant visual analysis of your business performance

Your financial and accounting package will only give you half the story. Sales and Profits are key performance indicators to the finished result but not an indicator as to why things are going well, or indeed badly.

Worldwide research into management practices has revealed that there are a number of powerful techniques that can have a dramatic effect on your

overall business profitability. One such technique is 'Balanced Scorecard' theory.

The MAUS KPI Scorecard Manager software will provide you with a comprehensive, user friendly system with the ability to collect and measure any number of financial and/or non-financial KPIs. It will then automatically generate detailed and easily interpretable KPI Scorecards.



"(MAUS) KPI Scorecard allows us to carry out detailed and relevant analysis of our business performance in minutes"

Bob Coulthurst
PACE Australia

We have produced an application that will...

1. Produce powerful 'one page' visual reports:

KPI Scorecard Manager allows you to view your business from literally 1000's of different angles and then review the information that is most critical. Rather than you having to analyse detailed spreadsheets and numbers, the application will automatically produce reports with just 6 graphs to a page. This allows you to only focus on those areas worth putting time and effort into.

2. Save you literally hundreds of hours of time by easily producing reports at any organisational level:

KPI Scorecard Manager automatically picks up your typical spreadsheet type data, places it into a relational database and then lets you instantly analyse any KPI over any time frame by any comparative scale (budget, last year, last period, group performance, level performance), complete with graphs. We like to refer to this as a three dimensional or cube analysis as it will quickly enable you to pinpoint opportunities without the need for hours of frustrating number crunching.

3. Allow you to benchmark & rank performance:

KPI Scorecard Manager will automatically establish internal benchmarking.

At the click of a button, you can compare an employee or product's sales performance against that of the average performance. It will calculate variances and produce graphs. It will calculate the top 3 performers for any KPI and list where that KPI is ranked in the total.

4. Allow you to extend your reporting to non financial KPI's:

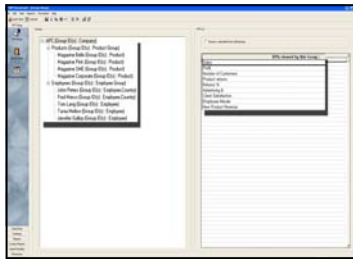
This product is completely customizable and allows you to enter any type of financial KPI such as sales or profit in addition to non financial KPI's relating to such things as customer service or employee satisfaction. Often varying performance levels can only be explained by non financial causes.

5. Allow you to enter data & produce reports in minutes:

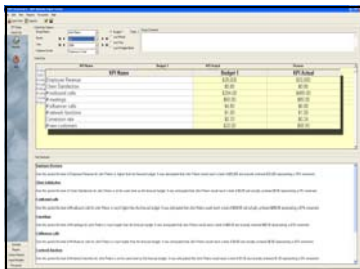
KPI will allow you to set up a consistent reporting system, which allows you or your colleagues to enter and review data with ease. One of the key components is the ability to enter reasons why a KPI has performed at a certain level. The program also includes an intelli - text module that automatically writes text and a reporting module that will automatically export that text into finished reports or PowerPoint Presentations. It even integrates with Excel and Word documents.



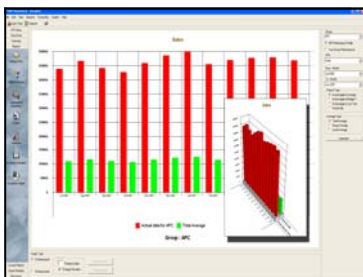
Automatic KPI Monitoring, Measurement and Reporting



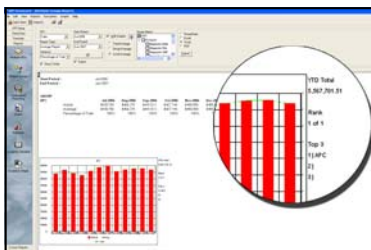
KPI & Group Set Up
Quickly and easily enter all the KPI's and Groups you wish to monitor.



KPI Data Entry
Enter in your weekly or monthly KPI data and watch as your KPI report is automatically generated complete with comments on relative performance.



Graph Generation
At the click of a button the software can generate a graph analysing any KPI or any group over any time period.



The Scorecards
Based on Balanced Scorecard theory, the reports generated are useful and easily interpreted.



PowerPoint Presentations
Prepare a KPI presentation in a matter of seconds by importing your KPI Scorecards and comments into Microsoft PowerPoint.

How this product can help you to be successful...

MAUS KPI Scorecard Manager makes the analysis and reporting of KPI's quick and easy. The software has been designed to provide information that is relevant for all users, rather than endless pages of complex financial data and jargon. KPI Scorecard Manager will significantly increase your ability to analytically assess your KPI's using the automatically generated graphs and

For Business Managers & Financial Managers:

- Instantly generate graphs and tables, complete with trend lines and descriptive text.
- Automatically lists your employees, products or divisions in rank order.
- Easy to use, quick to set up and reports can be exported to Microsoft Word, Excel & PowerPoint at the click of a button.
- Reports on Financial & Non Financial Performance Indicators.
- Produces reports comparing your KPI's against budget, last period or last year.
- 1 Page 'Balanced Scorecards' allow for instant visual analysis of performance.
- Produce top level MD scorecards right through to EMPLOYEE scorecards.
- Provides a 3D Performance Snapshot at any level - entire business, a department, a product group, group of employees or an individual.

For Accountants & Consultants:

- Insert and monitor unlimited KPI's of your choice for multiple clients.
- Generate Microsoft Word and Powerpoint reports which include your company name and logo.
- Generate recurring monthly revenue for your practice.
- Includes customised information collection templates which can be emailed to clients and imported back into the software.
- Administrative staff can manage up to 90% of the process.
- Reminds you when to collect client KPI data and run monthly client reports.
- Facilitates promotion of other consultancy services by pinpointing client strengths and weaknesses.

Other MAUS products for use with KPI Scorecard

MAUS MasterPlan helps you save 50-90% of the time to create winning business and marketing plans. Simple to follow question and answer format to create a customized plans for your business. Complete with financials, strategic overview & milestones.

MAUS KPI Scorecard will help you to attain a one page snapshot of your business financial and non financial situation, implement systems and provide you with a range of tools, resources and ideas to get started. The software will summarise your day to day activities and provide you with concise reports on a one page balance scorecard where it enables you to measure, monitor and foresee the actions that need to be achieved..

The step by step process >>

1. Use the easy to follow format to enter in your KPI Data.
2. Automatically generate the reports, graphs and performance comments.
3. Assess the "Scorecards" to analyse the performance of your business.
4. Act on the reports findings and conclusions.
5. Enjoy the benefits that successful KPI Management will bring to your business.

Summary of Features

Balanced Scorecards, Performance Reports, Actual vs Budget Comparison, Financial and Non-Financial Analysis, Fully Networkable*, Automatic Text Generation, Graphical Reports, Links with Microsoft Excel and Powerpoint, Report Wizard, Report on any aspect of the company, Report across any time period.

Published by MAUS Business Systems - www.maus.com.au

Corprat Pty Ltd T/A MAUS Business Systems ABN: 55 084 644 208. Minimum System requirements - a Pentium PC or higher machine 256Mb + RAM. MAUS software compatible with Windows XP and Vista. A hard disk with least 100mb of free space is required.

Address: Suite 102, 39 East Esplanade Manly NSW Australia 2095

Tel: 1300 300 586

Fax: (02) 9976 2137

Email: sbsales@maus.com.au